

HILUX



HILUX

Because Hilux is engineered and tested to operate in the world's most extreme environments, you can rely on the legendary quality, durability and reliability that's baked into every new vehicle. With a super strong body frame, ground clearance and exceptional wheel articulation even the toughest terrain can be tackled with confidence.

Rigorous testing, and unique component design, honed over half a century, has resulted in a unique vehicle. Designed, engineered and built like no other pick-up.

Scan the QR code to learn more about the Hilux.



ALL IMAGES CONTAINED IN THIS DOCUMENT ARE FOR ILLUSTRATIVE PURPOSES ONLY.
LOCAL SPECIFICATION MAY VARY.

HILUX




ALWAYS ON THE GO, ALWAYS CONNECTED

The intelligent cockpit keeps everything in sync between your car and smartphone. Designed to make driving easier, the My Toyota App on your smartphone opens up a world of connectivity.

Depending on the model, check your vehicle's battery level, schedule charging and view trip data. Schedule remote A/C to cool and heat your vehicle before driving.

Scan the QR code to learn more about the My Toyota App.



TOYOTA

MANUFACTURER'S WARRANTY

For peace of mind Toyota manufacturer's warranty ensures that every trip runs smoothly with:

Manufacture Warranty

- 3yrs/100,000km - Manufacturer's Warranty
- 3yrs/unlimited mileage - Surface rust/Paintwork
- 6yrs/unlimited mileage - Corrosion Perforation

For further warranty details contact your local Toyota Dealer.



TOYOTA RELAX

Toyota Relax is a testament to the confidence we place in the quality of our vehicles. After your manufacturer's warranty finishes, you can still feel complete peace of mind, with a new 12 month or 15,000km Toyota Relax warranty if you service your vehicle with us. So you can rest assured that your car is in safe hands with expert technicians, who only use genuine parts. So your Toyota stays 100% Toyota.

If you choose Toyota to service your vehicle, we'll reward your loyalty. Whenever you choose to service with us, you are eligible for a new Toyota Relax warranty - up to 10 years vehicle age or 185,000km (whichever comes first) after the expiration of the manufacturer's warranty. See Toyota Website (www.toyota.ie/relax) for more details.



HILUX

DLX SINGLE CAB (MT)



Performance

- 2.4 Diesel (150hp)
- Maximum speed (km/h) 170
- 0-100 KM/H (secs) 13.2
- Differential with auto disconnect and lock

Weights & Towing Capacity

- Kerb weight (kg) 1995-2120
- Gross vehicle weight (kg) 3080
- Payload 1030 kg
- Towing capacity with brakes (kg) 3500
- Towing capacity without brakes (kg) 750

Exterior Dimensions

- Exterior length (mm) 5325
- Exterior width (mm) 1800
- Exterior height (mm) 1795

Interior & Instrumentation

- 4.2" Coloured TFT Information Display
- 4-spoke urethane steering wheel

Safety

- Toyota Safety Sense 2
- Supplemental Restraint System (SRS) airbags
- Pre-Collision System with Pedestrian and Cyclist Detection
- Emergency Brake-light Signal (EBS)
- Lane Trace Assist
- Road Sign Assist with Trace Sign Recognition
- Intelligent Adaptive Cruise Control (iACC)
- Immobiliser
- Traction Control (TRC)
- Trailer Sway Control (TSC)
- Hill-start Assist Control (HAC)

Convenience

- Manual air conditioning
- Front 12V power outlet
- Front power windows
- Dusk sensor

Exterior & Visibility

- Black, power-adjustable, heated door mirrors
- Multi-reflector headlamps 2 bulb (halogen type)
- Follow me home headlights
- Short Antenna
- Narrow overfenders
- Mud guards

Seats

- Fabric upholstery

Wheels

- 17" silver steel wheels
- Full spare steel wheel

Audio & Nav

- Bluetooth® hands-free system
- 2 Speakers
- Radio and CD player with WMA and MP3
- USB connector
- Aux-in connector

Nitrogen Oxides (NOx)	49.7 mg/km
Fuel Consumption Combined (WLTP)	9l/100km
CO ₂ Combined (WLTP)	237g/km
Annual Road Tax	€333
Braked Towing Capacity	3500 kg
Transmission	6-sp Manual (4WD)
HP	150 hp

HILUX

DLX DOUBLE CAB (MT)



Performance

- 2.4L Diesel (150 hp)
- Maximum speed (km/h) 170
- 0-100 KM/H (secs) 13.2
- Differential with auto disconnect and lock

Weights & Towing Capacity

- Kerb weight (kg) 2105-2285
- Gross vehicle weight (kg) 3210
- Payload 1030 kg
- Towing capacity with brakes (kg) 3500
- Towing capacity without brakes (kg) 750

Exterior Dimensions

- Exterior length (mm) 5325
- Exterior width (mm) 1855
- Exterior height (mm) 1815

Interior & Instrumentation

- 4.2" Coloured TFT Information Display
- 4-spoke urethane steering wheel

Safety

- Toyota Safety Sense 2
- Supplemental Restraint System (SRS) airbags
- Pre-Collision System with Pedestrian and Cyclist Detection
- Emergency Brake-light Signal (EBS)
- Lane Trace Assist
- Road Sign Assist with Trace Sign Recognition
- Intelligent Adaptive Cruise Control (iACC)
- Immobiliser
- Traction Control (TRC)
- Trailer Sway Control (TSC)
- Hill-start Assist Control (HAC)

Convenience

- Manual air conditioning
- Front 12V power outlet
- Dusk sensor

Exterior & Visibility

- Power-adjustable, heated door mirrors
- Follow me home headlights
- Short Antenna
- Mud guards

Seats

- Fabric upholstery

Wheels

- Full spare steel wheel

Audio & Nav

- Bluetooth® hands-free system
- 2 Speakers
- Radio and CD player with WMA and MP3
- USB connector

Nitrogen Oxides (NOx)	49.7 mg/km
Fuel Consumption Combined (WLTP)	9.2L/100km
CO ₂ Combined (WLTP)	241g/km
Annual Road Tax	€333
Braked Towing Capacity	3500 kg
Transmission	6-sp Manual (4WD)
HP	150 hp

Adds to DLX Single Cab

- 4 speakers
- Single tip-up rear bench
- Rear passenger under-bench storage
- Stop & Start System
- 17" black steel wheels
- Wide overfenders
- Body coloured front bumper
- Painted radiator grille surround
- Front spoiler
- Multi-reflector headlamps 4 bulb (halogen type)
- Front + rear power windows

HILUX

SR5 DOUBLE CAB (MT/AT)

(Available in 2.4L Manual, 2.8L. Manual + Automatic)



- Performance (2.4 MT / 2.8 MT / 2.8 AT)**
- Maximum speed (km/h) 170 / 175 / 175
 - 0-100 KM/H (secs) 13.2 / 10.13 / 10.7
 - Differential with auto disconnect and lock
 - Stop & Start System
 - Sequential gear shift *

- Weights & Towing Capacity (2.4 MT / 2.8 MT / 2.8 AT)**
- Kerb weight (kg) 2110-2310 / 2125-2320 / 2125-2325
 - Gross vehicle weight (kg) 3210 / 3210 / 3130
 - Payload 1025 kg / 1015 kg / 1010 kg
 - Towing capacity with brakes (kg) 3500
 - Towing capacity without brakes (kg) 750

- Exterior Dimensions (2.4 MT / 2.8 MT / 2.8 AT)**
- Exterior length (mm) 5325
 - Exterior width (mm) 1855
 - Exterior height (mm) 1815 / 1865 / 1865

- Interior & Instrumentation**
- 4.2" Coloured TFT Information Display

	MT (2.4l)	MT (2.8l)	AT (2.8l)
Nitrogen Oxides (NOx)	56.6 mg/km	46.8 mg/km	31.4 mg/km
Fuel Consumption Combined (WLTP)	8.9l/100km	8.5/100km	9.3l/100km
CO ₂ Combined (WLTP)	232g/km	222g/km	245g/km
Annual Road Tax	€333	€333	€333
Braked Towing Capacity	3500 kg	3500 kg	3500 kg
Transmission	6-sp (4WD)	6-sp (4WD)	6-sp (4WD)
HP	150 hp	204 hp	204 hp

- Safety**
- Toyota Safety Sense 2
 - Supplemental Restraint System (SRS) airbags
 - Pre-Collision System with Pedestrian and Cyclist Detection
 - Emergency Brake-light Signal (EBS)
 - Lane Trace Assist
 - Road Sign Assist with Trace Sign Recognition
 - Intelligent Adaptive Cruise Control (iACC)
 - Immobiliser
 - Traction Control (TRC)
 - Trailer Sway Control (TSC)
 - Hill-start Assist Control (HAC)
- Convenience**
- Front + rear power windows
 - Dusk sensor
- Wheels**
- Full spare steel wheel

- Exterior & Visibility**
- Multi-reflector headlamps 4 bulb (halogen type)
 - Follow me home headlights
 - Wide overfenders
 - Body coloured front bumper
 - Painted radiator grille
 - Front spoiler

- Seats**
- Fabric upholstery
 - Rear passenger under-bench storage

- Audio & Nav**
- Bluetooth® hands-free system
 - USB connector

- Adds to DLX Double Cab**
- 8" Toyota Touch® 2 multimedia system
 - 6 speakers
 - Smartphone Integration with Apple CarPlay/Android Auto
 - 4-spoke leather steering wheel
 - Privacy glass on rear windows
 - Shark-fin antenna
 - Rear view camera
 - Dual-zone climate control
 - Manually height-adjustable driver seat
 - 60:40 split tip-up rear bench
 - Front 12V power outlet (2)
 - Front 220V power outlet
 - Power-adjustable, retractable, heated door mirrors with chrome cover
 - Side steps
 - Front fog lamps (LED type)
 - eCall emergency call system
 - 17" dark grey alloy wheels (6-spoke)
 - Downhill Assist Control (DAC) *
 - Wiper deicer **
 - Chrome rear bumper
 - Chrome radiator grille surround
 - Chrome door handles
 - Rear armrest with cup holders
 - Heated front seats **
 - Headlamp cleaner

* Automatic Transmission only
 ** 2.8 engine only

Apple CarPlay is a trademark of Apple Inc.

HILUX

HILUX

INVINCIBLE DOUBLE CAB (AT)



Performance

- 2.8L Diesel (204hp)
- Maximum speed (km/h) 175
- 0-100 KM/H (secs) 10.7
- Differential with auto disconnect and lock
- Stop & Start System
- Sequential gear shift

Weights & Towing Capacity

- Kerb weight (kg) 2125-2340
- Gross vehicle weight (kg) 3210
- Payload 1010 kg
- Towing capacity with brakes (kg) 3500
- Towing capacity without brakes (kg) 750

Exterior Dimensions

- Exterior length (mm) 5325
- Exterior width (mm) 1900
- Exterior height (mm) 1865

Interior & Instrumentation

- 4.2" Coloured TFT Information Display
- 4-spoke leather steering wheel

Nitrogen Oxides (NOx)	31.4 mg/km
Fuel Consumption Combined (WLTP)	9.4l/100km
CO ₂ Combined (WLTP)	248g/km
Annual Road Tax	€333
Braked Towing Capacity	3500 kg
Transmission	6-sp Auto (4WD)
HP	204 hp

Safety

- Toyota Safety Sense 2
- Supplemental Restraint System (SRS) airbags
- Pre-Collision System with Pedestrian and Cyclist Detection
- Emergency Brake-light Signal (EBS)
- Lane Trace Assist
- Road Sign Assist with Trace Sign Recognition
- Intelligent Adaptive Cruise Control (iACC)
- Immobiliser
- Traction Control (TRC)
- Trailer Sway Control (TSC)
- Hill-start Assist Control (HAC)
- Rear view camera
- eCall emergency call system
- Downhill Assist Control (DAC) *

Convenience

- Front + rear power windows
- Dusk sensor
- Dual-zone climate control
- Front 12V power outlet (2)
- Front 220V power outlet
- Side steps
- Wiper deicer
- Rear armrest with cup holders
- Heated front seats

Exterior & Visibility

- Front fog lamps (LED type)
- Follow me home headlights
- Front fog lamps (LED type)
- Shark-fin antenna
- Privacy glass on rear windows
- Wide overfenders

Seats

- Rear passenger under-bench storage
- 60:40 split tip-up rear bench

Audio & Nav

- Bluetooth® hands-free system
- 6 speakers
- Smartphone Integration with Apple CarPlay/Android Auto
- USB connector

Adds to SR5 Double Cab

- 8" Toyota Touch® 2 with Go navigation system
- Smart Entry & Start System
- Power sliding + reclining driver seat
- Power-height-adjustable driver seat
- Electrochromatic rear-view mirror
- Front + rear parking sensors
- Bi-beam LED headlamps
- Automatic headlamp levelling
- Full spare alloy wheel
- 18" black alloy wheels (5-spoke)
- Invincible radiator grille surround
- Black door handles
- Leather upholstery
- Painted rear bumper
- Power-adjustable, retractable, heated door mirrors with black cover
- Without headlamp cleaner

Apple CarPlay is a trademark of Apple Inc.

HILUX

HILUX

GR SPORT DOUBLE CAB (AT)



Performance

- 2.8L Diesel (204hp)
- Maximum speed (km/h) 175
- 0-100 KM/H (secs) 10.7
- Differential with auto disconnect and lock
- Stop & Start System
- Sequential gear shift

Weights & Towing Capacity

- Kerb weight (kg) 2125-2320
- Gross vehicle weight (kg) 3210
- Payload 1010 kg
- Towing capacity with brakes (kg) 3500
- Towing capacity without brakes (kg) 750

Exterior Dimensions

- Exterior length (mm) 5325
- Exterior width (mm) 1910
- Exterior height (mm) 1865

Interior & Instrumentation

- 4.2" Coloured TFT Information Display

Nitrogen Oxides (NOx)	31.4 mg/km
Fuel Consumption Combined (WLTP)	9.4L/100km
CO ₂ Combined (WLTP)	248g/km
Annual Road Tax	€333
Braked Towing Capacity	3500 kg
Transmission	6-sp Auto (4WD)
HP	204 hp

Safety

- Toyota Safety Sense 2
- Supplemental Restraint System (SRS) airbags
- Pre-Collision System with Pedestrian and Cyclist Detection
- Emergency Brake-light Signal (EBS)
- Lane Trace Assist
- Road Sign Assist with Trace Sign Recognition
- Intelligent Adaptive Cruise Control (iACC)
- Immobiliser
- Traction Control (TRC)
- Trailer Sway Control (TSC)
- Hill-start Assist Control (HAC)
- Rear view camera
- eCall emergency call system
- Front + rear parking sensors

Convenience

- Front + rear power windows
- Dusk sensor
- Dual-zone climate control
- Front 12V power outlet (2)
- Front 220V power outlet
- Side steps
- Wiper deicer
- Rear armrest with cup holders
- Heated front seats
- Smart Entry & Start System

Exterior & Visibility

- Power-adjustable, retractable, heated door mirrors with chrome cover
- Front fog lamps (LED type)
- Follow me home headlights
- Front fog lamps (LED type)
- Shark-fin antenna
- Privacy glass on rear windows
- Electrochromatic rear-view mirror
- Bi-beam LED headlamps
- Automatic headlamp levelling
- Black door handles

Wheels

- Full spare alloy wheel

Seats

- Rear passenger under-bench storage
- Power sliding + reclining driver seat
- Power-height-adjustable driver seat
- 60:40 split tip-up rear bench

Audio & Nav

- Bluetooth® hands-free system
- 6 speakers
- Smartphone Integration with Apple CarPlay/Android Auto
- USB connector
- 8" Toyota Touch® 2 with Go navigation system

Adds to Invincible Double Cab

- GR SPORT leather steering wheel
- Gunmetal Toyota Hilux badge on tailgate
- GR SPORT front bumper
- GR SPORT rear bumper
- GR SPORT front fog lamps (LED)
- GR SPORT wide fenders
- GR SPORT push-button start
- GR SPORT tuned suspension
- 17" bi-tone black machined-face GR SPORT alloy wheels (6-double-spoke)
- Headlamp cleaner
- GR Sport Suede and Leather upholstery

Apple CarPlay is a trademark of Apple Inc.

HILUX

HILUX

EXTERIOR COLOURS



Pure White (040)



Silver (1D6)



Ash Grey (1G3)



Attitude Black (218)



Crimson Spark Red (3T6) Pearlescent



Orange Spice (4R8)*



Oxide Bronze (6X1)*



Nebula Blue (8X2)



Ice Pearl White (089)

*Not available on GR SPORT Grade

HILUX

INTERIOR TRIMS



A choice of two fabric and leather finishes are now available with a unified black instrument panel that delivers a fresh image.




Black fabric with oval pattern (FC20) DLX Grade



Dual tone perforated leather (LE21) Invincible Grade



Black fabric with vertical pattern (FE20) SR5 Grade



Black leather and synthetic suede (LG23) GR SPORT

KEY ACCESSORIES

HILUX PROTECTION PACK




UNDER RAIL BED LINER

Precision moulding for maximum load space, this polyethylene liner covers both the deck bed and side panels.



UNDER RAIL TAILGATE LINER

Protect the tailgate inner surface from loading damage and general wear and tear with this tough liner.



RUBBER FLOOR MATS

Great looking, long lasting rubber floor mats to protect your car's cabin interior. Safety rings hold the driver's mat firmly in place.


HILUX TOWBAR



TOWBAR

With its 3,200kg capacity, a Toyota towing hitch gives you plenty of load carrying flexibility.





BUILT FOR A **BETTER** WORLD

To the best of our knowledge, all information in this product guide is correct at the time of going to print. Details of specifications and equipment provided in this product guide are subject to local conditions and requirements and may, therefore, vary from models available in your area. Please enquire with your local dealer for details on your local specifications and equipment. Vehicle body colours may differ slightly from the printed photographs in this Product Guide. Toyota Ireland reserves the right to alter any details of specifications and equipment without prior notice. © 2023 by Toyota Ireland. No part of this publication may in any way be reproduced without the prior written approval of Toyota Ireland.